




Lyndoch CFS

Grapevine Article – February 2007



Have You Filled Out One Of These?



A Copy of the Bushfire Action Plan has been distributed to all house holds in the Lyndoch Area. Copied are available from the CFS Website (www.cfs.org.au) or your local Barossa Council Office.

You should spend some time and go this document and decide whether you are going to Stay or Go.

We have already had a number of fire in and around the Barossa Area and fortunately CFS, Department of Environment and Heritage and Forestry SA have been prompt in limiting the amount of property loss.

Caused have ranged from arsonists, power tools (particularly Angle Grinders), farm equipment and heavy machinery, lightening strikes and the odd Possum. We should not get complacent and think it **Won't Happen To Me....**

The CFS and The Barossa Council are holding a number of Community Fire Safe sessions around the Barossa Valley to inform residents of the risks associated with Bushfire and what they can do to prepare.

The focus of these sessions are to get you, the landowner thinking about what you need and can do to better prepare yourself in the event of a fire coming near your property. By doing some basic things you can better answer the question **Should I Stay or Go!**

The next information session is on **Friday the 2nd February 2007** to be held at the **Lyndoch CFS Station** starting with a BBQ at 6.00pm. The presentation starts at 7.00pm and concludes about 9.30pm. The Community Fire Safe Program is run by the CFS in conjunction with the Fire Prevention Officers of the Local Councils. We would like to see as many people attend this information session as possible.

Fire station attended:
7.30pm to 9.30pm Wednesdays - Phone (08) 8524 5623 Fax: (08) 8524 5128

Incidents Attended – January 2007

064	02/01/07	Private Fire Alarm Alarm Activation - Orlando Visitors Centre - nothing found
065	02/01/07	Investigation (Smoke) Report of smoke in Tweedies Gully Area - nothing found
066	06/01/07	Tree Down Remove tree from Road - Daly Road
067	06/01/07	Tree Down Remove tree from Road - Daly Road
068	11/01/07	Private Fire Alarm Jacobs Creek Visitors Centre - Stop Call received en route
069	14/01/07	Grass or Stubble Fire Assist Tanunda - Grass Fire - cause burnt Possum
070	14/01/07	Grass or Stubble Fire Backyard fire caused by angle grinder
071	19/01/07	Haystack Fire Assist Freeling - Assist with mop-up

Note: Lyndoch CFS attend 14 incidents in December 2006 alone with the majority being deployments outside of the Barossa Response area assisting other brigades with grass or stubble Fires.

New Members

Lyndoch CFS welcomes Mick McNally and his wife who have recently moved to the area.

We have also had interest being shown by a number of other new members of the community and hopefully they will sign up over the next couple of weeks.

Lyndoch CFS is always welcomes new members and we are particularly interested in those who are able to provide assistance during the day.

All CFS asks of its volunteers is the giving of whatever time they have available and they provide all the relevant training.

Next Issue: Building a Home in a Bushfire Prone Area.

IF YOU WOULD LIKE MORE INFORMATION ABOUT YOUR LOCAL CFS BRIGADE, VISIT OUR WEB SITE AT www.lyndochcfs.com.au

Neville Kies

Captain - Lyndoch CFS Brigade
Mobile: 0417 245 128

Training:
Every Wednesday commencing at 7.30pm at the fire station.



Lyndoch CFS Grapevine Article – March 2007



Building a Home in a Bushfire Prone Area

The requirements for new homes in Bushfire Prone Areas are included in council Development Plans, the Building Code of Australia (BCA) and the South Australian Housing Code (SAHC).



How do I get approval to build in a Bushfire Prone Area?

Under the *Development Act 1993*, development approval is required from the relevant council for all building work. To secure this approval in a Bushfire Prone Area, new homes must comply with the bushfire requirements in the appropriate Development Plan as well as those in the BCA or SAHC.

Which councils have designated Bushfire Prone Areas?

While a number of South Australian councils have bushfire protection planning principles contained in their Development Plans, only the councils below have designated Bushfire Prone Areas:

- Adelaide Hills Council
- **The Barossa Council**
- City of Campbelltown
- City of Mitcham
- City of Onkaparinga
- City of Tea Tree Gully
- Yankalilla District Council
- Alexandrina Council
- City of Burnside
- Mid Murray Council
- Mount Barker District Council
- City of Playford
- City of Victor Harbor

Maps of these areas can be found in the relevant council planning guideline documents (known as Development Plans). Anyone that suspects their property may be located in a Bushfire Prone Area can contact their **local council** for confirmation, or they can visit the Planning SA website at www.planning.sa.gov.au and access the bushfire maps in the relevant Development Plan.

What are the bushfire requirements in a Development Plan?

Planning policies in Development Plans are known as 'objectives and principles'. Those relating to bushfires include:

- siting of the home so that it minimises the risk from bushfires

Fire station attended:

7.30pm to 9.30pm Wednesdays - Phone (08) 8524 5623 Fax: (08) 8524 5128

- ensuring the CFS has adequate and proper access to the home for the purpose of fire fighting
- requiring a home to have an adequate supply of water dedicated to fire fighting purposes
- landscaping that addresses both natural vegetation issues and the reduction of fire risk.

Incidents Attended – January / February 2007

Considering the workload of December & January, it's nice to have a lighter workload this month.

72	31/01/07	163 – Grass or Stubble Fire Reported Grass fire – nothing found
73	31/01/07	621 – Investigation (Smoke) Investigate Rosedale Road & Sandy Creek Conservation Park
74	02/02/07	110 – Building Fire Assist Williamstown – House Fire
75	08/02/07	351 – Vehicle Accident Rescue Assist Concordia – Stop Call received en route
76	22/02/07	751 – Private Fire Alarm Respond Orlando – nothing found battery fault in main board
77	24/02/07	751 – Private Fire Alarm Respond Orlando – activation of alarm by steam

New Members

Lyndoch CFS is continuing to have new members turn up and want to join which is great to see. By the end of this March, and subject to the completion of police checks, Lyndoch CFS should have upwards of 7 new members.

Your feedback

As you may see from this article and the one from the previous month we are trying to provide information that is both practical and informative. To enable this to occur we actively seek your feedback on these and other issues (including our website).

Feedback can be provided in writing, via phone to our Brigade Captain or via the feedback section on our Website <http://www.lyndochcfs.com.au/history/feedback.html>

Next Issue: Fire Extinguishers for the Home.

IF YOU WOULD LIKE MORE INFORMATION ABOUT YOUR LOCAL CFS BRIGADE, VISIT OUR WEB SITE AT www.lyndochcfs.com.au

Neville Kies

Captain - Lyndoch CFS Brigade
Mobile: 0417 245 128

Training:

Every Wednesday commencing at 7.30pm at the fire station.



Lyndoch CFS Grapevine Article – April 2007



Fire Extinguishers for the Home

There are many fire extinguishers on the market, and knowing which one is suitable in the home environment can be a challenge. Some Extinguishers have specific purposes while others will meet many needs. In this article we will deal with 2 extinguishers that are more than suitable for the home environment as well as safety tips in their use.



The principle of a fire extinguisher is to Starve, Smother, Cool or Inhibit the burning material and stop the chain reaction that generates the fire.

WATER



While we do not necessarily have to have the extinguisher we certainly have the contents – **WATER!**


The **Water Extinguisher** is denoted by a red cylinder

A water extinguisher is designed to work on combustible materials – wood paper etc.

Water extinguishers **SHOULD NOT** be used on electrical or fuel related fires as injuries will occur.

Water extinguishers / hose should only be used on fires that are relatively small and contained.

DRY CHEMICAL



The **Dry Chemical Extinguisher** is denoted by a red cylinder with a white stripe towards the neck.

Dry Chemical extinguishers are designed to be used with a wider variety of material – they can be used on wood & paper but are also designed to work with fuels and electrical. As we are dealing with a powder, there is no risk of electrocution.

Dry Chemical extinguishers work by smothering and inhibiting the chemical reactions that occur.

USING A FIRE EXTINGUISHER

Extinguishers operate only at short distances. This means you need to get *close* to the fire. This should ring warning bells! If you are going to try to deal with a fire personally, make sure someone else has gone to raise the alarm - you may need rescuing in the very near future. When in doubt GET OUT (but close the door when leaving, to help contain the fire).

To actually use an extinguisher - remember "**PASS**":

- P** Pull the pin (and give it a "squirt" to make sure it's going to actually work)
- A** Aim the extinguisher at the base of the fire
- S** Squeeze the handle
- S** Sweep back and forth, extinguishing as you go

For more info go to www.lyndochcfs.com.au/communityinfo/extinguishers.html or contact the Lyndoch CFS

Incidents Attended – February / March 2007

78	24/02/07	110 - Building Fire Assist Pt Wakefield – Primo Factory Fire
79	25/02/07	162 – Scrub Grass Fire Assist Paracombe – Barossa Group Strike Team
80	13/03/07	539 – Tree Down Tree down on Lyndoch Valley Road – Geue's Corner

Group Training

If you all wondered what all the fire trucks were doing at Lyndoch oval on the 14th March – we were training. Members from 5 of the 6 brigades that make up the Barossa CFS Group came together to undertake basic fire fighter training. We would like to thank the other group of individuals at the oval for their entertainment as we were concluding our work.



Next Issue: Fire Escape Plans.

IF YOU WOULD LIKE MORE INFORMATION ABOUT YOUR LOCAL CFS BRIGADE, VISIT OUR WEB SITE AT www.lyndochcfs.com.au

Neville Kies

Captain - Lyndoch CFS Brigade
Mobile: 0417 245 128

Fire station attended:

7.30pm to 9.30pm Wednesdays - Phone (08) 8524 5623 Fax: (08) 8524 5128

Training:

Every Wednesday commencing at 7.30pm at the fire station.



Lyndoch CFS Grapevine Article – May 2007



Fire Escape Plans

Every home and workplace should have a fire escape plan. Accidental Home fires by their very nature can catch people unawares. Without an escape plan you are placing your life and your families' lives in jeopardy. For a safer home regularly practice the following escape tips.

- Know two safe ways out of every room;
- Draw your escape plan on paper and discuss your escape plan with your family;
- As you evacuate make sure you close internal doors behind you;
- Decide on a safe outside meeting place eg front gate;
- Make sure that your windows and doors can quickly open if and when required;
- Install smoke alarms: test them regularly and change the batteries at least every year;
- Smoke alarms can alert you to a fire, an escape plan can then help get you out alive;
- Practice your escape plan regularly;
- If there is a fire in your home, do not wait, EVERY SECOND COUNTS, evacuate immediately and then call 000 from a neighbours home;
- Every home and workplace should have a fire escape plan and remember to make sure you regularly practice your plan.





For more information go to http://www.lyndochcfs.com.au/communityinfo/fire_escape_plans.html or contact the Lyndoch CFS

Incidents Attended – April 2007

82	03/04/07	352 – Vehicle Accident with No Injuries Reported vehicle in ditch
83	04/04/07	921 – Did Not Arrive (Stop Call) Assist Williamstown – Stop Call received en route
84	05/04/07	322 – Vehicle Accident with Injuries Assist Concordia with Vehicle Rollover
85	07/04/07	539 – Tree Down Fallen Tree on Pimpala Road
86	20/04/07	621 – Investigation (Smoke) Reported smoke in the Altona Area – Nothing found
87	21/04/07	621 – Investigation (Smoke) Assist Williamstown – suspected bonfire
88	22/04/07	751 – Private Alarm Alarm activation following renovations at Post Office

Congratulations

Congratulations are in order for the following members of the Lyndoch CFS Brigade who have completed their Basic Fire Fighting 1 Course:

 Luke Chamberlain
 Mick McNally

 Roy Malone
 Andrew Nesbitt

In all 19 members from brigades across the group and from outside undertook the 3 day training course

It's a **GIRL!** Congratulations are in order to Paul and Kelly Preece on the birth of their daughter Mikayla Isabelle on Friday 20th April 2007



Next Issue: Chimney Fire Prevention.

IF YOU WOULD LIKE MORE INFORMATION ABOUT YOUR LOCAL CFS BRIGADE, VISIT OUR WEB SITE AT www.lyndochcfs.com.au

Neville Kies

Captain - Lyndoch CFS Brigade
Mobile: 0417 245 128

Fire station attended:

7.30pm to 9.30pm Wednesdays - Phone (08) 8524 5623 Fax: (08) 8524 5128

Training:

Every Wednesday commencing at 7.30pm at the fire station.



Lyndoch CFS Grapevine Article – June 2007




Chimney Fire Prevention

Now is also a good time to check if the flue or chimney needs cleaning!

A pre winter check for wood fires includes:

Flues:

- Clean the flue using a cylindrical wire brush available from most hardware stores
- Check the flue for corrosion, particularly the sections that are out of sight in the roof cavity
- Check that the flue is central in the heat shield and if the conical shroud on the external heat shield has been dislodged, check for bird nests and accumulation of leaf litter



Chimneys:

- Clean the chimney using a wire brush and look out for big chunks of mortar or brick in the soot which will indicate decay inside the chimney
- Check the section of chimney within the roof space for loose or missing bricks or mortar

While you are thinking about your wood heater, consider the distance to the nearest flammable material like a lounge, cupboard or curtains. Has something been moved closer to the fire over summer that may now present a danger? If you are unsure on what is a safe distance, consult the Operators Manual or check with the supplier

Should your chimney catch fire, please call the fire service immediately and ensure all occupants are accounted for and safe.

Then, use a fire extinguisher if available and where possible, restrict the flow of air to the fire by closing doors and windows. Beware when using water because it will create steam, which can also cause burns.

Finally, as the season breaks, please take extra care on the roads. The roads have a build up of dust, oil and rubber which becomes extremely slippery in light rain.

Incidents Attended – April / May 2007

89	23/04/07	751 - Private Fire Alarm Alarm activation - Orlando - welding contractors
90	25/04/07	510 - Water & Smoke Assist landholder with clearing of smoke from kitchen as a result of burnt cooking
91	26/04/07	751 - Private Alarm Assist Williamstown - alarm activation SA Water Whispering Wall
92	30/04/07	150 - Mobile Property (Vehicle Fire) Car Engine Bay Fire - electrical fault
93	06/05/07	921 - Did Not Arrive (Stop Call) Assist Concordia - MVA - Stop Call received
94	07/05/07	110 - Building Fire Assist Williamstown - \$100,000 Shed Fire at Williamstown

Thank You to the Community

As we sit back and look at the Fire Danger Season that is now well a truly past us we would like to say **Thank You** to the Community Members for making it a quiet one for us. Out of approximately 30 calls (directly within the Lyndoch Response Area) only 3 were related to Outside Rubbish Fires and 1 where an angle grinder caused a small fire.



In The Navy!

Lyndoch CFS would like to wish Leigh McCormack all the best in his endeavours with the Navy. Leigh is off to commence his training to become a Boatswain's Mate. Thank You Leigh for your service and dedication over the last 2 years – it has been much appreciated. Drop in when you are next in town.

Next Issue: Other Winter Hazards.

IF YOU WOULD LIKE MORE INFORMATION ABOUT YOUR LOCAL CFS BRIGADE, VISIT OUR WEB SITE AT www.lyndochcfs.com.au

Neville Kies

Captain - Lyndoch CFS Brigade
Mobile: 0417 245 128

Fire station attended:

7.30pm to 9.30pm Wednesdays - Phone (08) 8524 5623 Fax: (08) 8524 5128

Training:

Every Wednesday commencing at 7.30pm at the fire station.



Lyndoch CFS

Grapevine Article – July 2007

Other Winter Hazards

DO YOU DRY CLOTHES IN FRONT OF THE HEATER?

There are real risks associated with drying clothes, towels or indeed any fabric in front of a radiant heater whether the heater is wood fired, gas fired or powered by electricity.

The main risk is radiant heat.

Radiant heat will readily ignite fabrics including clothes, towels, curtains and mats. While most people are aware of the dangers and place items at a safe distance, the things that do go wrong are:

- A slow combustion wood fire is stoked up in the morning after being closed down overnight resulting in an additional burst of heat. Clothes already dried overnight and not shifted further from the heater catch fire.
- A freestanding heater is moved closer to furniture through accidental movement of the power cable or gas lead. The concentrated radiant heat soon has the furniture burning.
- The fire screen in front of an open fire is not replaced after stoking the fire creating additional direct radiant heat. Again, clothes left too close can easily catch fire. There is also the risk of a fire started from sparks escaping the fire.
- Clothes are draped over a fire screen. Apart from placing fabric too close to the radiant heat, most fire screens are not designed to support a load and are easily toppled onto the fire.
- Washing hung out on an airer to dry in front of a heater is piled on making the airer unstable; the airer is accidentally bumped sending the washing toppling onto the heater, catching on fire within seconds.

What can you do?

Firstly, make sure that whatever the clothing is being hung on is stable, then make sure fabrics are kept at least two metres from direct radiant heat. This may mean things will take a little longer to dry but consider this scenario.

A seemingly wet linen tea towel was placed on a stick two metres from a hot campfire and in less than five minutes it had dried and caught on fire. People were standing within two metres of the fire but not catching on fire. What was the difference?

Although at the same distance, the people were turning and moving from time to time, while the tea towel remained static and the heat built up until it caught fire.

HAVE YOU CHECKED YOUR ELECTRIC BLANKETS?

Each winter electric blankets cause a number of house fires. Some of the causes are:

- Frayed wiring at the control or where the wiring is attached to the mattress. If wiring is frayed do not use the electric blanket until an electrician checks it for faults.
- Damaged internal wiring. This can result from electric blankets being stored with tight folds, which damages the insulation around the heating coils. If the electric blanket is few years old consider replacing it. Quite often the first reaction is that "it's only a couple of years old". However when we think about it, we realise that the electric blanket is much older and probably should be replaced.
- Electric blankets left switched on for extended periods. The heat build up can be enough to ignite the mattress or bedclothes. The solution is clearly to use an electric blanket to warm the bed only and then switch it off, then paying particular attention when making the bed to ensure electric blankets are switched off.

Incidents Attended – June 2007

95	02/06/07	110 - Building Fire Fire in vehicle in shed - fire extinguished by owner
96	23/06/07	520 - Assist Other Agencies Assist Williamstown - Support SAPOL - Siege

Next Issue: Feedback on the last 12 months.

IF YOU WOULD LIKE MORE INFORMATION ABOUT YOUR LOCAL CFS BRIGADE, VISIT OUR WEB SITE AT www.lyndochcfs.com.au

Neville Kies

Captain - Lyndoch CFS Brigade
Mobile: 0417 245 128

Fire station attended:

7.30pm to 9.30pm Wednesdays - Phone (08) 8524 5623 Fax: (08) 8524 5128

Training:

Every Wednesday commencing at 7.30pm at the fire station.



Lyndoch CFS

Grapevine Article – August 2007

Brigade Annual General Meeting?

All brigade members are reminded that the Annual General Meeting of the SA Country Fire Service – Lyndoch Brigade is to be held on Wednesday 15th August 2007. This is an election year so all positions will be declared vacant and nominations will be called. It would be greatly appreciated if all members could attend this meeting. Thank you.

Incidents Attended – July 2007

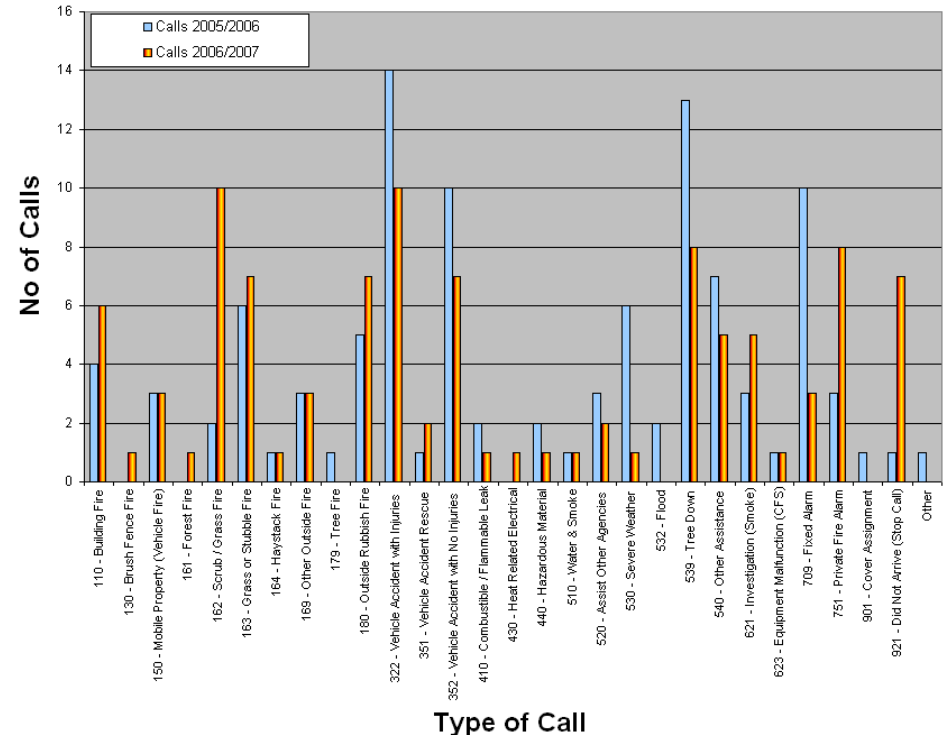
001	04/07/07	709 – Fixed Alarm Caused by Steam cleaning
002	06/07/07	520 – Assist Other Agencies Assist Williamstown – helicopter landing site.

Statistics for 2006/2007

We've now entered another financial year and as a brigade we spend a little time looking at what we have responded too over the last 12 months. The table below shows the breakdown of incidents over the last 12 months and the graph underneath shows the last 2 years. In 2006 / 2007 we responded to a total of 102 incidents.

110 - Building Fire	6	430 - Heat Related Electrical	1
130 - Brush Fence Fire	1	440 - Hazardous Material	1
150 - Mobile Property (Vehicle Fire)	3	510 - Water & Smoke	1
161 - Forest Fire	1	520 - Assist Other Agencies	2
162 - Scrub / Grass Fire	10	530 - Severe Weather	1
163 - Grass or Stubble Fire	7	539 - Tree Down	8
164 - Haystack Fire	1	540 - Other Assistance	5
169 - Other Outside Fire	3	621 - Investigation (Smoke)	5
180 - Outside Rubbish Fire	7	623 - Equipment Malfunction (CFS)	1
322 - Vehicle Accident with Injuries	10	709 - Fixed Alarm	3
351 - Vehicle Accident Rescue	2	751 - Private Fire Alarm	8
352 - Vehicle Accident with No Injuries	7	921 - Did Not Arrive (Stop Call)	7
410 - Combustible / Flammable Leak	1		

Statistically over the last 7 years, Lyndoch CFS has been averaging approximately 100 calls per year – a significant improvement when one considers that over the preceding 10 years the average was 40.



We apologies for how small this graph may appear

Next Issue: Changes to office bearer positions and thinking about Summer – early preparation.

IF YOU WOULD LIKE MORE INFORMATION ABOUT YOUR LOCAL CFS BRIGADE, VISIT OUR WEB SITE AT www.lyndochcfs.com.au

Neville Kies

Captain - Lyndoch CFS Brigade
Mobile: 0417 245 128

Fire station attended:

7.30pm to 9.30pm Wednesdays - Phone (08) 8524 5623 Fax: (08) 8524 5128

Training:

Every Wednesday commencing at 7.30pm at the fire station.



Lyndoch CFS

Grapevine Article – September 2007

Brigade Annual General Meeting?

The Brigade Annual General Meeting was held on Wednesday 15th August 2007 and all positions were declared vacant. At the conclusion of the meeting the following people were successful in the positions as indicated and are officeholders until 2009.

Captain	Neville Kies
Lieutenant 1	Shane Emms
Lieutenant 2	Gavin Laycock
Lieutenant 3	Vaughn Elsworth
Senior 1	Reuben Batten
Senior 2	David Pritchard

Administrations Coordinator	Jacque Edwards
Training Coordinator	Vaughn Elsworth
Communications Coordinator	Shane Emms
Logistics Coordinator	Mick McNally
Equipments Coordinator	Paul Preece
OH&S Representative	Richard Schiller
Brigade Liaison Officer	Brenton Edwards
Brigade Review Officer	David Pritchard

Management Committee

President	Brenton Edwards
Vice President	Glyn Schirmer
Captain (Ex-Officio)	Neville Kies
Admin Coordinator (Ex-Officio)	Jacque Edwards
Brigade Representative 1	Gavin Laycock
Brigade Representative 2	Vaughn Elsworth
Brigade Representative 3	Andrew Watson

Incidents Attended – August 2007

003	01/08/07	352 – Vehicle Accident with No Injuries Assist Williamstown
004	16/08/07	352 – Vehicle Accident with No Injuries Tree branch on and under vehicle, Barossa Valley Highway
005	21/08/07	709 – Fixed Alarm Alarm – Orlando – no cause found
006	21/08/07	352 – Vehicle Accident with No Injuries Car vs Kangaroo
007	23/08/07	180 – Outside Rubbish Fire Rubbish fire including plastics

Preparing for Summer!

It is likely that the Fire Danger season will start early again this year as it did last. It is therefore important that you begin preparing your house and surroundings now rather than leave it to the last minute. The gentle rains of late have prompted consistent growth and this should be dealt with before we enter the Summer Months. The warmer weather we are also having is now starting to dry off this new growth of grasses.

In preparation for haymaking, please check mowers, rakes and balers and do pre-season maintenance on bearings, belts, chains and drive shafts to minimize the chance of overloaded or overheating equipment. While you may prevent a fire, you will probably also avoid costly damage, downtime and repairs. While you are checking the machinery, don't forget to fill, check and test firefighting equipment that you may rely on if a fire does start. The right equipment and quick action to extinguish a small fire have obvious benefits.

It is also time to spray grass around the home, sheds and fence lines as part of your fire prevention strategy. Once the grass has died off, removal of dead grass, leaf litter, twigs and old timber will remove a potential path for fire to reach your buildings.

Next Issue: More Summer Hints!

IF YOU WOULD LIKE MORE INFORMATION ABOUT YOUR LOCAL CFS BRIGADE, VISIT OUR WEB SITE AT www.lyndochcfs.com.au

Neville Kies

Captain - Lyndoch CFS Brigade
Mobile: 0417 245 128

Fire station attended:

7.30pm to 9.30pm Wednesdays - Phone (08) 8524 5623 Fax: (08) 8524 5128

Training:

Every Wednesday commencing at 7.30pm at the fire station.



Lyndoch CFS

Grapevine Article – October 2007

More Summer Hints?

After the driest winter on record and with no significant rain forecast, preparing for the fast approaching Fire Danger Season requires immediate action.

Keep in mind that:

- Autumn growth has added to the already significant fuel load around the district.
- Winter vegetation is drying rapidly creating an early and therefore very long Fire Danger Season.
- The Fire Danger Season may be brought forward from the usual 1st December start.

Actions should include:

- Thinking, “fire safe” for all activities.
- Clean up around houses, sheds and fence lines with a view to eliminating paths for fire.
- Disposing of rubbish adjacent to buildings that could provide fuel for a fire.
- Discussing with your family or employees your plans to “**Stay**” or “**Go**” in the event of a major fire.
- Developing or revisiting your escape plans, both for your home and for your property. This applies to everyone.
- Filling and testing fire fighting equipment and making sure potential operators know how to use it safely and efficiently.
- Preparing a suitable fire fighting pack including clothing, food and drinking water.

If you are going to burn rubbish, please remember:

- You have a responsibility to ensure that the fire does NOT get away.
- Burning is only permitted between 10am and 3pm Monday to Saturday.
- Only dry garden prunings and dry wood can be burnt.
- Burning of green prunings, mulch, plastics of any kind or treated pine is illegal and persons doing so can expect a hefty fine.

Despite publicity by The Barossa Council regarding the EPA rules for backyard burning and reminders by the Lyndoch CFS through “The Lyndoch Grapevine”, illegal backyard burning continues in and around Lyndoch.

Fire station attended:

7.30pm to 9.30pm Wednesdays - Phone (08) 8524 5623 Fax: (08) 8524 5128

Please note:

- If the CFS is called to a fire, regardless of its type or location, we are required to respond.
- SA Police may also be called.
- If the fire is considered to be illegal, the Fire Prevention Officer from The Barossa Council will be notified. The Fire Prevention Officer will assess the incident and issue the appropriate warning or fine.

Incidents Attended – August / September 2007

008	26/08/07	352 - Vehicle Accident with No Injuries Assist SAPOL - vehicle off road
009	30/08/07	921 - Did Not Arrive (Stop Call) Assist Tanunda MFS - Novotel Motel - False Alarm
010	01/09/07	709 - Fixed Alarm Alarm activation - Orlando - steam activated alarm
011	21/09/07	180 – Outside Rubbish Fire Small rubbish fire – no action taken
012	23/09/07	150 – Mobile Property (Vehicle Fire) Electrical fault possible cause of fire on street sweeper

Welcome Back!

It was not that long ago that we wished Leigh McCormack best wishes for the Navy as he passed selection. Leigh has returned to us after completing the basic training courses. He found that it was not for him – he indicated that there is a high attrition rate at this stage of the entry / training process. We're not complaining Leigh your skills that you have are an asset to the brigade – Welcome Back.

Congratulations!

After many applications and interviews with the SA Country Fire Service, we are pleased that Vaughn has finally been successful in winning a State Training Officers position. Vaughn is one of 4 new Training Staff who will be delivering the Basic Training Course for new volunteer firefighters. Well done.

Next Issue: Summer Fire Prevention Continued

IF YOU WOULD LIKE MORE INFORMATION ABOUT YOUR LOCAL CFS BRIGADE, VISIT OUR WEB SITE AT www.lyndochcfs.com.au

Neville Kies

Captain - Lyndoch CFS Brigade
Mobile: 0417 245 128

Training:

Every Wednesday commencing at 7.30pm at the fire station.



Lyndoch CFS

Grapevine Article – November 2007



The Fire Danger Season for the Mt Lofty Ranges (including the Barossa Valley) starts on 1st November 2007.

What can you do now to help you through the Summer Season

Living in a bush setting is a lifestyle choice for many South Australians. The benefits are enormous but the risks are also real.

Bushfires in Australia are inevitable, and the results can be frightening or devastating as the Eyre Peninsula fires demonstrated.

All people living in the bush and suburban fringes are vulnerable and therefore it is important that you have a Bushfire Action Plan and now is the appropriate time to reduce the impact of fire on your property. Here are some things you can do now to help you through the next few months. How many of these can you check (✓) off:

- Ember-proof the home, eg check the roof space for loose tiles and gaps and repair as necessary
- Slash or mow long grass and remove cut material (unless it can rot down before summer)
- Remove weeds around sheds and fences by spraying or mechanical means
- Cut back trees overhanging the roof
- Remove fallen branches and other debris
- Check and service all mechanical equipment, including grass cutters, water pumps, sprinkler systems and fire extinguishers
- Remove leaves and other foreign material from gutters
- Maintain a 20 Metre fuel reduction zone around your home (greater if on a slope)
- Clear around trees
- Prepare an evacuation kit if you intend to leave (don't leave it to the last minute).

An evacuation kit may include – some clothes, photos, videos, insurance documents, house deeds etc.

Want some more advice?

For more information you can contact the Lyndoch Brigade Captain on 0417 245 128 or the local Regional Prevention Officer of the CFS on 08 8522 6088.

Information is also available via the Lyndoch CFS website

Incidents Attended – September / October 2007

013	30/09/07	921 – Did Not Arrive (Stop Call) Assist Nuriootpa – reported vehicle fire
014	10/10/07	150 - Mobile Property (Vehicle Fire) Compactor Rubbish Truck Fire
015	13/10/07	180 - Outside Rubbish Fire Large rubbish fire 20m x 20m with council approval

Thank You

Lyndoch CFS would like to thank the following business for their support this month - **Lyndoch Café**, **The Lord Lyndoch** and the **Lyndoch Hotel** for donations of fats for our fat fire training session.

The aim of the night was to expose crews to the impact of water on fuel fires, in particular fat fires. The importance was clearly noted by all crews and we would also like to express our thanks to Roseworthy CFS who participated with us on this session.

Even a small amount of water put onto a fat fire will cause a significant fireball that has the potential to engulf a kitchen area. The best management of a fat fire on the stove is to put the lid on and turn the source off. If you have a fire blanket this can also be laid across the pan and left in place. Fire blankets are a relatively inexpensive (approx \$20 - \$30) measure to enable a stove top fire to be extinguished in the kitchen area in a safe manner. Remember to call your local CFS.

IF YOU WOULD LIKE MORE INFORMATION ABOUT YOUR LOCAL CFS BRIGADE, VISIT OUR WEB SITE AT www.lyndochcfs.com.au

Neville Kies

Captain - Lyndoch CFS Brigade
Mobile: 0417 245 128

Fire station attended:

7.30pm to 9.30pm Wednesdays - Phone (08) 8524 5623 Fax: (08) 8524 5128

Training:

Every Wednesday commencing at 7.30pm at the fire station.

